



PLAYER'S AND CAPTAIN'S GUIDE



RailStation Software
Copyright 2010
Barnet Consulting Inc.
Licensed by
National Badminton League

Register, RailStation and League Finder are best viewed with the latest version of Mozilla Firefox, the latest version of Safari, and Internet Explorer 7 or higher. For Internet Explorer 8, it is suggested you click the compatibility view button



You will also need to allow pop-ups on your computer. From your browser's menu, select Tools, select Internet Options, select the Privacy Tab, then uncheck Pop-Up box.

To set RailStation as a Trusted Site, go to www.railstation.org - From your browser's menu, select Tools, select Internet Options, select the Security tab, select the green checkmark, then click OK

Register

Create a profile, join a team,
process a payment

JOIN a team, process a payment – Page 2



Schedules, results, rankings,
rosters and more

VIEW schedules, results, rankings – Page 3

ENTER results (team captains only) – Page 4

League Finder

Post and search player ads
Post and search team ads

POST and SEARCH player ads – Page 9

POST and SEARCH team ads – Page 9



In order to join a team, you must have your ten-digit team number (your team captain will give this to you). On the NBL Recreational League page, click on **Register**. When the page opens, enter your team number and press Tab or Enter. If the team number is valid, your team's name will then appear below the team number box.

Next, for the purposes of searching the database, you will be asked if you have ever previously played in a USA Badminton event:

If you select NO:

1. Select JOIN NOW
2. On the registration page, be sure to fill in every box that has an asterisk, then select NEXT. Please note that there is a pop-up for the state/province choice. You may need to enable pop-ups on your computer. At the top of your browser's page, select Tools, then select Internet Options, then select Privacy Tab, then uncheck box.
3. Click in the box next to the team name and then select NEXT
4. Check that you agree to the liability waiver and select NEXT
5. Enter your credit card information and select SUBMIT PAYMENT. On this page you have the option of printing a receipt. When you select HOME, you will be taken back to the NBL Recreational League page.

If you select YES:


1. Select LOGIN
2. Enter your email and password information and select SIGN IN
3. If you forgot your email or password, select CLICK HERE. For additional help, email tech@railstation.org
4. Review all of your contact information and make any changes. Then select NEXT.
5. Click in the box next to the team name and then select NEXT
6. Check that you agree to the liability waiver and select NEXT
7. Enter your credit card information and select SUBMIT PAYMENT. On this page you have the option of printing a receipt. When you select HOME, you will be taken back to the NBL Recreational League page.



LOGIN not required to view schedules, results, rankings and rosters:

1. On the NBL Recreational League page, click on **RailStation**
2. When the page opens, you will see four drop-down menus on the upper left side of the page: Region, District, Season and League.
3. In the Region drop-down menu, select National Badminton League.
4. In the District drop-down menu, select your Region, select your State or Province, and then select your District.
5. In the Season drop-down menu, select the season/year.
6. In the League drop-down menu, select the league's division.
7. You will then be able to access schedules (by season or month), results, rankings and rosters for the league you have chosen:



8. After viewing schedules, results, rankings and rosters, click on the League Home icon  to return to league's home page.



Only team captains are authorized to enter league results. After each match, the home team captain is responsible for entering results.

Before each match, team captains must print a scoresheet for the desired format and bring this to the match. Scoresheets can be downloaded from the NBL Recreational League web page (see menu on left side of page).

Before the match, the both team captains will enter player names on the scoresheet. After the match, the home team captain will need the scoresheet to enter results.

To enter results:

1. On the NBL Recreational League page, click on [RailStation](#)
2. When the page opens, click on LOGIN
3. Enter the email address and password you submitted during the team registration process. Click on SIGN IN
4. When the page opens, you will see four drop-down menus: Region, District, Season, and League
5. In the Region drop-down menu, select National Badminton League
6. In the District drop-down menu, select your Region, then select your State/Province, then select your District
7. In the Season drop-down menu, select the season/year
8. In the League drop-down menu, select the league's division
9. Select on the League's Home Page

- In the calendar, click on any day of the week to view the scheduled matches for that week. In this example, there are two matches scheduled for the week of April 12, 2010:

Season: Spring 2010
 League: Men's A

Create Doubles Team

Select Match Date

April 2010						
M	T	W	T	F	S	S
29	30	31	1	2	3	4
5	6	7	8	9	10	11
12	13	14	15	16	17	18
19	20	21	22	23	24	25
26	27	28	29	30	1	2
3	4	5	6	7	8	9

The Best Team @ Bulldogs
 Fast Shuttles @ Los Angeles Angels

- Click on the match in the box to the right of the calendar and a series of slots will appear. For each slot, select singles players or doubles teams from each drop-down list. Select the losing game score from the drop-down list first. The winning score will automatically fill to 21.

Season: Spring 2010
 League: Men's A

Change Rosters Create Doubles Team
 Save & Stay Here Save & Exit
 Cancel

Select Match Date

April 2010						
M	T	W	T	F	S	S
29	30	31	1	2	3	4
5	6	7	8	9	10	11
12	13	14	15	16	17	18
19	20	21	22	23	24	25
26	27	28	29	30	1	2
3	4	5	6	7	8	9

The Best Team @ Bulldogs
 Fast Shuttles @ Los Angeles Angels

Venue: California: California Badminton A...

Actual Start: 04/12/10 20:00:00

Actual Finish: []

of Shuttlecocks: []

Notes: []

Referee: [] Change Referee

The Best Team

	Game 1	Game 2	Game 3
The Best Team	9	21	21
Bulldogs	Smith, Carl*	21	9
	7		

Venue: California: California Badminton A...

Actual Start: 04/12/10 19:00:00

Actual Finish: []

of Shuttlecocks: []

Notes: []

Referee: [] Change Referee

The Best Team

	Game 1	Game 2	Game 3
The Best Team	To Fu, King*	9	21
Bulldogs	Krasnyanski, Sergei*	21	7
	8		

Venue: California: California Badminton A...

Actual Start: 04/12/10 20:00:00

Actual Finish: []

of Shuttlecocks: []

Notes: []

Referee: [] Change Referee

The Best Team

	Game 1	Game 2	Game 3
The Best Team	Jaideep Godara / Chin (Jean Pearl) Go	15	21
Bulldogs	Timothy Krahn / Carl Smith	21	15
	21		

Venue: California: California Badminton A...

Actual Start: 04/12/10 10:00:00

Actual Finish: []

of Shuttlecocks: []

Notes: []

Referee: [] Change Referee

The Best Team

	Game 1	Game 2	Game 3
The Best Team	Jimmy Gochinguan / Ryan Goddu	21	4
Bulldogs	Sergei Krasnyanski / Timothy Krahn	0	21
	7		

TBP = To be played

12. Occasionally, you will need to create a doubles team if it is not in a team's drop-down list. This is easy to do. To the left of the calendar, click on **Create Doubles Team**. This box will appear:

DOUBLE TEAM LIST

Last Name / Player ID / USAB #

Search

Player 1

Player 2

Add >

< Remove

Add >

< Remove

Submit

Close

Teams Added

13. Type the last name of Player 1 in the text field. You may also type in the player's USAB membership number, or if unsure of the spelling, the first two or three letters of the player's last name. Then click on

Search

DOUBLE TEAM LIST

Last Name / Player ID / USAB #

Player 1

Search

Player 1

Player 2

Add >

< Remove

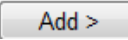
Add >

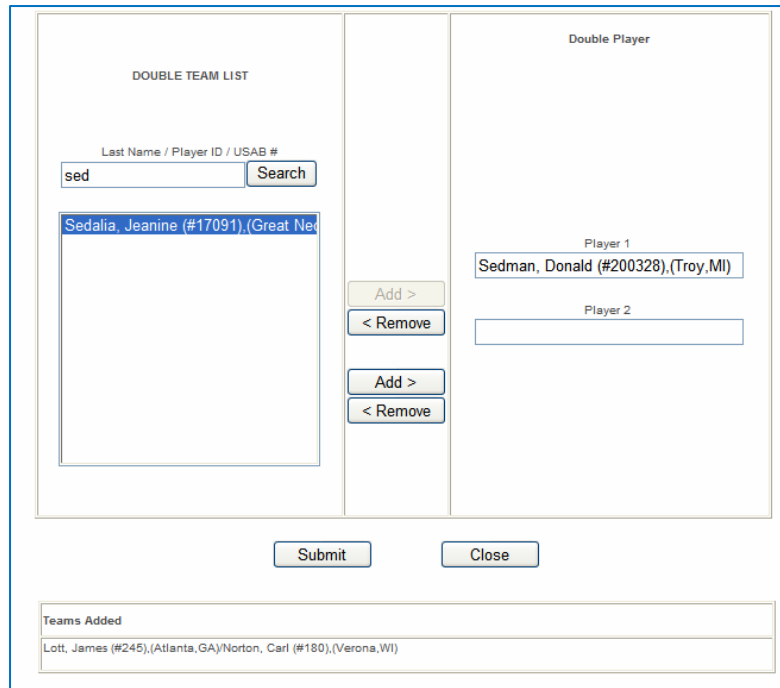
< Remove

Submit

Close

Teams Added

14. From the list of players that appear in the box, click on the player's name (it will become highlighted in blue) and then click on . Repeat the process for Player 2.



DOUBLE TEAM LIST

Last Name / Player ID / USAB #

sed Search

Sedalia, Jeanine (#17091),(Great Ne)


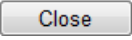
Player 1
Sedman, Donald (#200328),(Troy,MI)

Player 2

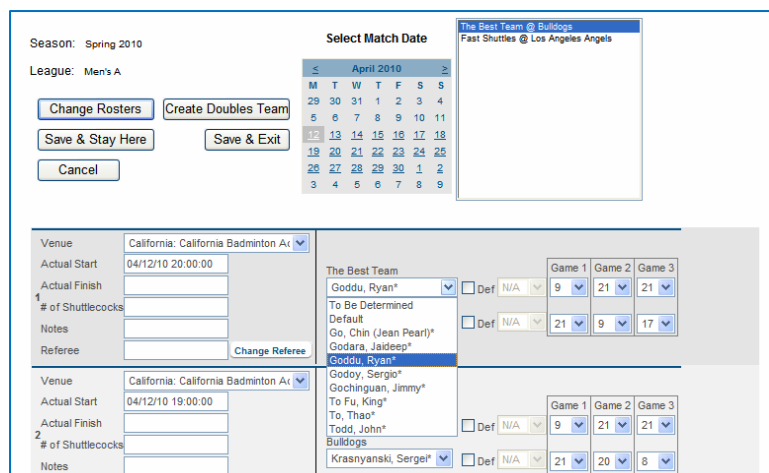
Submit Close

Teams Added

Lott, James (#245),(Atlanta,GA)/Norton, Carl (#180),(Verona,WI)

15. Once both players appear on the right, click on . Create as many teams as needed, and then click on .

16. You may then continue entering results:



Season: Spring 2010

League: Men's A

Change Rosters Create Doubles Team

Save & Stay Here Save & Exit

Cancel

Select Match Date

April 2010

<	M	T	W	T	F	S	S	>
29	30	31	1	2	3	4		
5	6	7	8	9	10	11		
12	13	14	15	16	17	18		
19	20	21	22	23	24	25		
26	27	28	29	30	1	2		
3	4	5	6	7	8	9		

The Best Team @ Bulldogs

Fast Shuttlers @ Los Angeles Angels

Venue: California: California Badminton Act

Actual Start: 04/12/10 20:00:00

Actual Finish:

of Shuttlecocks:

Notes:

Referee: Change Referee

The Best Team

Goddu, Ryan*	Def	N/A	9	21	21
To Be Determined	Def	N/A	21	9	17
Godara, Jaidesp*	Def	N/A			
Goddu, Ryan*	Def	N/A			

Godoy, Sergio*
Gochinguan, Jimmy*
To Fu, King*
To, Thao*
Todd, John*
Bulldogs

Krasnyanski, Sergei*	Def	N/A	21	20	8
----------------------	-----	-----	----	----	---

17. When you are finished, click 

18. To see posted results, click 

Region: National Badminton League

District: Los Angeles Area

Season: Spring 2010

League: Men's A

Team Standings April 16, 2010

Team	W	L	Win%
<u>Bulldogs</u>	2	2	50.0%
<u>The Best Team</u>	2	2	50.0%

Recent League Results

Week #: 1 ● Beginning: Monday, April 12, 2010

Slot	Visiting Player	Games	Home Player	Games
	The Best Team	vs.	Bulldogs	
1	Ryan Goddu	2	Carl Smith	1
2	King To Fu	2	Sergei Krasnyanski	1
3	Jaideep Godara / Chin (Jean Pearl) Go	1	Timothy Krahn / Carl Smith	2
4	Jimmy Gochinguan / Ryan Goddu	1	Fransiska Hendri / George Henderson	2

League Finder

Post and search player ads

Post and search team ads

Coming Soon!