



CAPTAIN'S GUIDE



RailStation Software
Copyright 2011
Barnet Consulting Inc.
Licensed by
National Badminton League

Table of Contents

Frequently Asked Questions (FAQ)	Page 2
NBL Structure: Districts and Regions	Page 5
Forming a Team	Page 6
Joining a Team	Page 7
League Schedule – Captains' Choice	Page 8
League Standings – Captains' Choice	Page 9
Match Formats – Home Team's Choice	Page 10
Entering Results in Railstation	Page 11
Viewing Schedules and Results in Railstation	Page 15
Scoresheet for Spring Season	Page 16
Scoresheet for Fall Season	Page 17
League Regulations	Page 18

Frequently Asked Questions (FAQ)

Where are matches played?

Teams may be based out of any facility that has at least one or two regulation badminton courts. Multiple teams may play home matches at the same facility. If a league includes teams from more than one facility, there will be home and away matches. All D-level leagues have the option of playing outdoors.

The NBL has divided the United States and Canada into ten regions. Each region contains numerous states and/or provinces, and each state/province is further divided into districts. When a team enters the league, it is automatically placed in a pre-determined district league. For information on NBL regions and districts, see page 5.

When are matches played?

There are two league seasons each year: Spring (January through June) and Fall (July through December). The team registration period for the Spring Season is the month of January, and the team registration period for Fall Season is the month of July (in some circumstances, these registration periods may be extended). Teams in each league will have a choice in determining the preferred day of the week for matches.

What are the playing levels?

The NBL has four playing levels: A, B, C and D

- A Advanced Players.** This is the most competitive level, and these players have the ability to compete in national and regional tournaments. "A" players have variety of speed and disguise on all their shots. Some of the advanced shots these players have mastered include drive serves, round-the-head slice drops, backhand smash from high backcourt, backhand slice drop from high backcourt, net-flick shot, net-brush shot, and forehand and backhand defensive drives.
- B Intermediates and Advanced Intermediates.** These players have the ability to compete in regional and local tournaments. "B" players have flick and low wide serves and can execute crosscourt and straight net slice drops with the forehand and backhand. These players are proficient with most round-the-head shots, including offensive and defensive clears, smash and drops. These players are also able to execute forehand overhead slice drops, half-smash, net-push shot, and underhand defensive clears with the forehand and backhand.
- C Advanced Beginners.** These players may just be starting to compete in local tournaments. "C" players are becoming proficient with most of the basic shots, including high serves and low serves, forehand and backhand underhand clear, underhand drop, net smash, drive, and defensive block to net. They are also able to execute the forehand overhead clear, forehand overhead smash, and forehand overhead drop.
- D Beginners.** These players are new to the sport and have an understanding of the basic strokes and how to keep score.

What are the seasons and divisions?

How many players are required for a team?

<p>Spring Season <i>Registration in January</i> <i>February through May 15: League Matches</i> <i>Late May: State/Province Playoffs</i> <i>June: Regional Championships and NBL Finals</i></p>	Boy's A	Boy's B	Boy's C	Boy's D
	Girl's A	Girl's B	Girl's C	Girl's D
	Men's A	Men's B	Men's C	Men's D
	Women's A	Women's B	Women's C	Women's D
	<p>For the divisions listed above, a minimum of three players (same gender) are required; there is no maximum</p>			
<p>Fall Season <i>Registration in July</i> <i>August through Nov 15: League Matches</i> <i>Late November: State/Province Playoffs</i> <i>December: Regional Championships and NBL Finals</i></p>	Adult Mixed A	Adult Mixed B	Adult Mixed C	Adult Mixed D
	Junior Mixed A	Junior Mixed B	Junior Mixed C	Junior Mixed D
	<p>For the divisions listed above, a minimum of two males and two females are required; there is no maximum</p>			

What are the costs?

All participants must pay online team registration fees. Participants may play on more than one team per season, but are limited to only one division per season (e.g. if a player competes on a Men's B team in one league, he may not play on a Men's B team in another league during the same season) . Registration fees are paid by selecting the **Join a Team** icon on the NBL Recreational League page. League fees are currently \$16.00 per player, regardless of age. The home team is responsible for shuttles.

NBL policy regarding drop-in fees and guest fees

If a district league includes home and away matches at multiple facilities: The cost of any drop-in fees/guest fees/court-time fees will be shared by the home team and the visiting team. Facilities are encouraged to waive or reduce drop-in fees/guest fees for visiting NBL Recreational League teams.

If a district league is played exclusively at one facility: Drop-in fees or guest fees may be charged to non-members.

How many matches will teams play?

The number of matches depends on how many teams are participating in a district league and the scheduling format. See page 8 to see the number of matches and number of weeks allocated for each league size.

Are there opportunities to advance?

The winning team from each district league will advance to State/Province Playoffs. Winners from the State/Province Playoff qualify for the Regional Playoffs, and the regional winners will advance to the NBL Championships. See page 5 for a listing of NBL regions.

If there are no other district leagues in a state or province, a winning team will advance directly to the regional championships. If there are no other winning teams entered in a regional championship, the team will advance directly to the NBL Finals.

How can I find a team to play on?

NBL is developing a League Finder page that will allow players to post their own ads (looking for teams to play on), and they will also be able to search ads that have been posted by teams (looking for players to join them). Please keep checking back. The League Finder will soon be available on the NBL Recreational League page.

How can my team find players?

NBL is developing a League Finder page that will allow players to post their own ads (looking for teams to play on), and they will also be able to search ads that have been posted by teams (looking for players to join them). Please keep checking back. The League Finder will soon be available on the NBL Recreational League page.

We have a small group of players at our facility and there are no other teams in our district. How can we still participate?

Your group would need to form two teams, and that would comprise the only league in your district. Then, when the winning team from your league advances to the State/Province Playoffs, you may add any two players from any other team in your district league (which, in your case, would be two of your group members).

NBL Structure: Districts and Regions

NBL has divided United States and Canada into ten regions. Each region contains two or more states or provinces. Each state or province is divided into districts. Teams will play league matches within their districts, with winning teams advancing to State/Province Playoffs, Regional Championships, and the NBL Finals.

Pacific (Canada) BC YT	Western (Canada) AB NT	Central (Canada) SK MB NT	Eastern (Canada) ON QU	Atlantic (Canada) NB NF NS PE
Northwest (U.S.) AK CO ID MT OR WA WY	Southwest (U.S.) AZ CA HI NM NV UT	Southern (U.S.) AL AR FL GA LA MS PR NC OK SC TN TX VI	Midwest (U.S.) IA IL IN KS KY MO NE ND OH SD WV WI	Northeast (U.S.) CT DC DE MA MD ME NH NJ NY PA RI VA VT

For a listing of districts within each state or province,
please see the NBL web site at www.playNBL.com

From the home page, click on Recreational, and then select

Districts/Regions

in the menu on the left side of the page

Forming a Team

Anyone can form a team!

Follow these six easy steps to form a team:

STEP 1: Find Players: A minimum of three players (same gender) are required for team in the spring season (January through June). For mixed teams in the fall season (July through December), a minimum of two males and two females are required. There is no maximum number of players per team. Individuals looking for teams to play on, and teams looking for players, may post messages on the NBL web site League Finder.

STEP 2: Find a Facility: For your home matches, you will need a facility that has one or two regulation badminton courts. All D-level leagues have the option of playing outdoors. Your team will need approximately two hours of court time to complete a match at your home facility.

STEP 3: Determine Playing Days and Times: Decide on the *preferred* playing day(s) and *preferred* playing time(s) for your home matches. Please try to be flexible and choose more than one preferred playing day.

STEP 4: Select a Team Captain: Select a team captain who will be responsible for posting match results online after each home match. For junior leagues, it is recommended that an adult be the team captain.

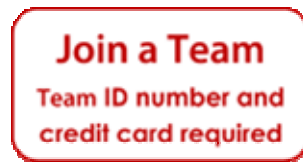
STEP 5: Select a Team Name: Your team name must include one of the following: the name of your home site, the name of your affiliated organization, the name of a local sponsor, or the name of your district **plus** an appropriate one-word nickname. Examples include: Orange County Badminton Club Stars, Philippine Badminton Club of America Strings, Fieldhouse Ford Flyers, Toronto Racquets.

STEP 6: Once your team has completed Steps 1-5, have your Team Captain contact the NBL at join@playNBL.com with the following information: Team Name, Division, Name and Address of Home Facility, and Preferred Playing Day(s). Your team captain will be given a ten-digit team ID number, which you will use during the player registration process. *Registration for local (district) leagues will not begin until there are at least two teams (same division) in a district.*

Joining a Team

Once a team receives its ten digit ID number, here is the process for registration:

On the NBL Recreational League page, click on:



When the page opens, enter the team number and press Tab or Enter. If the team number is valid, the team's name will then appear below the team number box.

Next, for the purposes of searching the database, the registrant will be asked if s/he has ever previously played in a USA Badminton event:

If registrant selects NO:

1. Select JOIN NOW
2. On the registration page, be sure to fill in every box that has an asterisk, then select NEXT. Please note that there is a pop-up for the state/province choice. You may need to enable pop-ups on your computer. At the top of your browser's page, select Tools, then select Internet Options, then select Privacy Tab, then uncheck box.
3. Click in the box next to the team name and then select NEXT
4. Check that you agree to the liability waiver and select NEXT
5. Enter your credit card information and select SUBMIT PAYMENT. On this page you have the option of printing a receipt. When you select HOME, you will be taken back to the NBL Recreational League page.

If registrant selects YES:

1. Select LOGIN
2. Enter your email and password information and select SIGN IN
3. If you don't know your account info, click [Forgot Email](#) & fill in info - login will be sent to your email. If you still need help, please email: join@playNBL.com
4. Review all of your contact information and make any changes. Then select NEXT.
5. Click in the box next to the team name and then select NEXT
6. Check that you agree to the liability waiver and select NEXT
7. Enter your credit card information and select SUBMIT PAYMENT. On this page you have the option of printing a receipt. When you select HOME, you will be taken back to the NBL Recreational League page.

League Schedule – Captains’ Choice

The length of each district league and number of team matches depends upon the number of teams in a league and the type of schedule. In some instances, team captains will decide on the type of schedule they want for their leagues:

2 teams	<p>Team captains will select one of the following options:</p> <ul style="list-style-type: none"> • Three matches: each team will play one home match and a coin flip will determine the site for the third (final) match • Four matches: each team will play two home matches and two away matches • Five matches: each team will play two home matches and two away matches and a coin flip will determine the site for the fifth (final) match
3 teams	<p>Team captains will select one of the following options:</p> <ul style="list-style-type: none"> • Single round-robin: each team will play two matches (one at home and one away) • Double round-robin: each team will play two home matches and two away matches
4 teams	<p>Team captains will select one of the following options:</p> <ul style="list-style-type: none"> • Single round-robin: each team will play three matches • Double round-robin: each team will play three home matches and three away matches
5 teams	Single round-robin; each team will play four matches
6 teams	Single round-robin; each team will play five matches
7 teams	Single round-robin; each team will play six matches
8 teams	Single round-robin; each team will play seven matches

League Standings – Captains’ Choice

The captains of each district league will determine which method will be used for determining league standings:

Overall Match	Individual Games																																								
<p>In this method, the winning team receives one point in the standings. Ties are broken by the team that has won the most games during the course of the entire season. If a tie still exists, the number of least games lost will break the tie. Standings for this method look like this:</p> <table border="1" style="width: 100%; border-collapse: collapse; margin: 10px 0;"> <thead> <tr> <th></th> <th style="text-align: center;">W</th> <th style="text-align: center;">L</th> <th style="text-align: center;">GW</th> <th style="text-align: center;">GL</th> </tr> </thead> <tbody> <tr> <td>1. Strings</td> <td style="text-align: center;">3</td> <td style="text-align: center;">0</td> <td style="text-align: center;">15</td> <td style="text-align: center;">6</td> </tr> <tr> <td>2. Racquets</td> <td style="text-align: center;">2</td> <td style="text-align: center;">1</td> <td style="text-align: center;">17</td> <td style="text-align: center;">4</td> </tr> <tr> <td>3. Sneakers</td> <td style="text-align: center;">2</td> <td style="text-align: center;">1</td> <td style="text-align: center;">14</td> <td style="text-align: center;">7</td> </tr> <tr> <td>4. Smashers</td> <td style="text-align: center;">0</td> <td style="text-align: center;">3</td> <td style="text-align: center;">0</td> <td style="text-align: center;">21</td> </tr> </tbody> </table> <p>W= Match wins L= Match losses GW = Games won GL = Games lost</p> <p>In this example, the Strings finish in first place with an undefeated record, even though the Racquets won more games during the season.</p> <p>Pros: Each team controls its own fate</p> <p>Cons: A team that has one loss (especially in smaller leagues) may have a difficult time finishing in first place.</p>		W	L	GW	GL	1. Strings	3	0	15	6	2. Racquets	2	1	17	4	3. Sneakers	2	1	14	7	4. Smashers	0	3	0	21	<p>In this method, the number of games a team wins in a match determines the placement in the standings. Standings for this method look like this :</p> <table border="1" style="width: 100%; border-collapse: collapse; margin: 10px 0;"> <thead> <tr> <th></th> <th style="text-align: center;">GW</th> <th style="text-align: center;">GL</th> </tr> </thead> <tbody> <tr> <td>1. Racquets (2-1)</td> <td style="text-align: center;">17</td> <td style="text-align: center;">4</td> </tr> <tr> <td>2. Strings (3-0)</td> <td style="text-align: center;">15</td> <td style="text-align: center;">6</td> </tr> <tr> <td>3. Sneakers (2-1)</td> <td style="text-align: center;">14</td> <td style="text-align: center;">7</td> </tr> <tr> <td>4. Smashers (0-3)</td> <td style="text-align: center;">0</td> <td style="text-align: center;">21</td> </tr> </tbody> </table> <p>GW = Games won GL = Games lost</p> <p>In this example, even though the Strings are undefeated, the Racquets are in first place because they won more games throughout the entire season.</p> <p>Pros: Standings for the league are not finalized until all matches are played; most teams have a chance to finish high in the standings</p> <p>Cons: An undefeated team does not always finish in first place; a team’s finish depends on how the other teams do; a team that wins a lopsided match is difficult to catch up to in the standings</p>		GW	GL	1. Racquets (2-1)	17	4	2. Strings (3-0)	15	6	3. Sneakers (2-1)	14	7	4. Smashers (0-3)	0	21
	W	L	GW	GL																																					
1. Strings	3	0	15	6																																					
2. Racquets	2	1	17	4																																					
3. Sneakers	2	1	14	7																																					
4. Smashers	0	3	0	21																																					
	GW	GL																																							
1. Racquets (2-1)	17	4																																							
2. Strings (3-0)	15	6																																							
3. Sneakers (2-1)	14	7																																							
4. Smashers (0-3)	0	21																																							

Team Captains: It’s your choice!

Match Formats – Home Team’s Choice

For spring season matches, home team has choice of four formats:

1.1	Seven doubles games (first to 21) – Each game won is a point in a team's total score. Each player is limited to five games and may not play with the same doubles partner more than three times.
1.2	Six doubles games and one singles game (first to 21) – Each game won is a point in a team's total score. Each player is limited to five games and may not play with the same doubles partner more than three times.
1.3	Five doubles games and two singles games (first to 21) – Each game won is a point in a team's total score. Each player is limited to five games and may not play with the same doubles partner more than three times.
1.4	Four doubles games and three singles games (first to 21) – Each game won is a point in a team's total score. Each player is limited to four games and may not play with the same doubles partner more than three times.

For fall season matches, home team has choice of four formats:

2.1	Three mixed doubles, three male doubles and three female doubles games (first to 21) – Each game won is a point in a team’s total score. Each player is limited to five games and may not play with the same doubles partner more than twice.
2.2	Three mixed doubles, two male doubles, one male singles, two female doubles and one female singles games (first to 21) – Each game won is a point in a team’s total score. Each player is limited to four games and may not play with the same doubles partner more than twice.
2.3	One mixed doubles, two male doubles, two male singles, two female doubles and two female singles games (first to 21) – Each game won is a point in a team’s total score. Each player is limited to four games.
2.4	One mixed doubles, three male doubles, one male singles, three female doubles and one female singles games (first to 21) – Each game won is a point in a team’s total score. Each player is limited to four games.

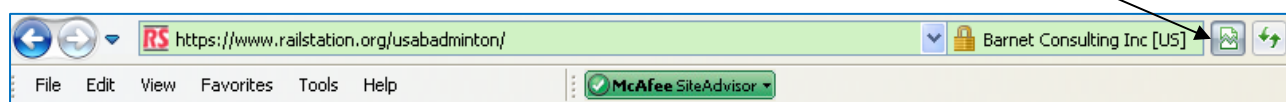
Entering Results in Railstation

Both team captains should bring a printed scoresheet to each match. Scoresheets can be downloaded from the NBL Recreational League web page (click on Scoresheets in the menu on left side of the page).

After the home team captain has announced the format choice, team captains will enter players' names on both scoresheets.

After the match, results must be reported on the NBL web site within 48 hours of match completion. Either captain may do this.

Railstation is best viewed with the latest version of Mozilla Firefox, the latest version of Safari, and Internet Explorer 7 or higher. For Internet Explorer 8, click the compatibility view button if needed.




You will also need to allow pop-ups on your computer. From your browser's menu, select Tools, select Internet Options, select the Privacy Tab, then uncheck Pop-Up box.

To set RailStation as a Trusted Site, go to www.railstation.org - From your browser's menu, select Tools, select Internet Options, select the Security tab, select the green checkmark, then click OK.

To enter results on the NBL web site:

1. Go to www.playNBL.com and click on Recreational in the top menu. On the Recreational League page, click on the **Railstation** icon in the top menu.



2. When the page opens, click on LOGIN
3. Enter the email address and password you submitted during the team registration process. Click on SIGN IN
4. When the page opens, you will see four drop-down menus: Region, District, Season, and League
5. In the Region drop-down menu, select National Badminton League (this is the **Administrative Region**).

6. Point over the District menu to see a drop-down of **Geographic Regions**. From your Region (i.e. Midwest, Ontario, etc.), point to find your State or Province, then point to find your District, and then select (left-click) on your District.
7. In the Season drop-down menu, select the season/year
8. In the League drop-down menu, select the league's division
9. Select on the League's Home Page
10. In the calendar, click on any day of the week to view the scheduled matches for **that week**. In this example, there are two matches scheduled for the week of November 8, 2010:

11. Click on the match in the box to the right of the calendar and a series of slots will appear.
12. Select Game Type from drop-down lists on left side for **each game** – choices are already customized for your league type (adults or juniors). The page will refresh after each change in Game Type.

13. Click Save & Stay Here once you have all the slots set to Game Type of doubles or singles. This saves the Game Type settings to the data base and must be done in order to reveal either singles or doubles pairs in the player drop-down lists for results entry.
14. Select the Games Required as 1/1 for each game if it's not preset to 1/1.


The screenshot shows two game entry forms. The top form is for a doubles game. The 'Games Required' dropdown is highlighted with a red box and set to '1/1'. The 'Game Type' dropdown is also highlighted with a red box and set to '1/1'. The bottom form is for another doubles game.

15. Start entering results. For singles, individual names appear in each team's drop-down list. For doubles, each team's possible doubles combinations are available to choose from.

The screenshot shows two game entry forms. The top form is for a singles game. The 'Game Type' dropdown is highlighted with a red box and set to 'Singles-Adult'. The player names 'Tabili, Melanie*' and 'Huang, Coco*' are visible in the drop-down lists for the singles slot. The bottom form is for a doubles game. The 'Default' option is selected for both PBCA 1 and PBCA 2.

16. For each slot, select singles players or doubles teams from each drop-down list. Select the **losing** game score from the drop-down list **first**. The winning score will automatically fill to 21. If the winning score is more than 21 points, you will need to go back and fill in that score.


17. When you are finished, click 

18. To see posted results, click 

Region: National Badminton League

District: Los Angeles Area

Season: Fall 2010


League: Mixed D 

[Individual Rankings](#)
 [League Rules](#)
 [Schedule-Season](#)
 [Captains](#)
 [Match Results](#)
 [Rosters](#)
 [Schedule-Month](#)

Team Standings January 19, 2011

Team	Division	Won	Lost	Tied	Win%	Games	Points
<u>PBCA 2</u>		1	0	0	100.0%	5	169
<u>PBCA 1</u>		0	1	0	0.0%	4	157

Recent League Results


Week #: 1  Beginning: Monday, November 08, 2010

Slot	Visiting Player	Games	Home Player	Games
PBCA 1		vs.	PBCA 2	
1	Harold Lee	0	Melchi Viado	1
2	Melanie Tabili	1	January Tiu	0
3	Benjie Baladad	1	Coco Huang	0
4	Howard Brand / Harold Lee	0	Gordon Chen / Gordon Chu	1
5	Benjie Baladad / Wang chu Kuei	1	Coco Huang / Melchi Viado	0
6	Howard Clough	0	Gordon Katz	1
7	Andre Wang / Wangsa Tanzil	0	Coco Huang / Robert Bakken	1
8	Andre Wang / Kim Howell	0	Bob Gordon / Gordon Shippy	1
9	Howard Brand	1	Gordon Law	0

Viewing Schedules and Results in Railstation

LOGIN not required to view schedules, results, and rosters:

1. On the NBL Recreational League page, click on **RailStation** icon



2. When the page opens, you will see four drop-down menus on the upper left side of the page: Region, District, Season and League.
3. In the Region drop-down menu, select National Badminton League (this is the **Administrative Region**).
4. Point over the District menu to see a drop-down of **Geographic Regions**. From your Region (i.e. Midwest, Ontario, etc.), point to find your State or Province, then point to find your District, and then select (left-click) on your District.
5. In the Season drop-down menu, select the season/year.
6. In the League drop-down menu, select the league's division.
7. You will then be able to access schedules (by season or month), results, rankings and rosters for the league you have chosen.
8. Captains who are logged in will see the following administrative buttons: Enter Results, Build Roster, Manage Teams, Add Post, Email lists & Captains contact info hotlink. **Non-captains will not see these buttons:**

The screenshot shows the RailStation interface. At the top right, it says "POWERED BY RAIL STATION™". On the left, there are navigation links: "Manage your profile", "Logout", "RENEW", "Individual Rankings", "League Rules", "Schedule-Season", "Match Results", "Rosters", "Schedule-Month", and "Captains". The "Captains" link is highlighted with a red box. On the right, there is a red-bordered box containing administrative buttons: "Enter Results", "Set Up Leagues", "Build Roster", "Manage Teams", "Add Post", "Autoschedule", and "Email". Below this is a table titled "Team Standings January 19, 2011".

Team	Division	Won	Lost	Tied	Win%	Games	Points
PBCA 1		0	1	0	0.0%	0	
PBCA 2		0	1	0	0.0%	0	

9. After viewing schedules, results, rankings and rosters, click on the League Home



icon to return to your league's page.



**Men's A, B, C, D - Women's A, B, C, D
 Boy's A, B, C, D - Girl's A, B, C, D**

A minimum of three players are required per team. Home team has choice of four formats. Check one:

- Format 1.1** – 7 D; each player is limited to 5 games
- Format 1.2** – 6 D, 1 S; each player is limited to 5 games
- Format 1.3** – 5 D, 2 S; each player is limited to 5 games
- Format 1.4** – 4 D, 3 S; each player is limited to 4 games

In all formats, the same doubles combinations are limited to three games.

Date:	Facility:
Division:	Final Score:

HOME Team Name:	AWAY Team Name:
-----------------	-----------------

For all formats, list games in the following order on this scoresheet: Doubles, Singles (if played):

	vs		Score:
	vs		Score:
	vs		Score:
	vs		Score:
	vs		Score:
	vs		Score:
	vs		Score:

Both teams must enter names on this scoresheet before match begins.

If played entirely on one court, games are played in the order listed on this scoresheet.

If played on more than one court, HOME team captain will determine order of games.

Enter scores for each game and circle the winning singles players and doubles teams.

HOME team captain reports scores online at www.playNBL.com



Adult Mixed A, B, C, D
Junior Mixed A, B, C, D

A minimum of two males and two females are required per team. Home team has choice of four formats. Check one:

- Format 2.1** – 3 MX, 3 MD, 3 WD; each player is limited to 5 games
- Format 2.2** – 3 MX, 2 MD, 1 MS, 2 WD, 1 WS; each player limited to 4 games
- Format 2.3** – 1 MX, 2 MD, 2 MS, 2 WD, 2 WS; each player limited to 4 games
- Format 2.4** – 1 MX, 3 MD, 1 MS, 3 WD, 1 WS; each player limited to 4 games

In Format 2.1 and 2.2, the same mixed doubles combinations are limited to two games.

Date:	Facility:
Division:	Final Score:

HOME Team Name:	AWAY Team Name:
-----------------	-----------------

For all formats, list games in the following order on this scoresheet: Mixed Doubles, Men’s Doubles, Men’s Singles (if played), Women’s Doubles, Women’s Singles (if played):

	vs		Score:
	vs		Score:
	vs		Score:
	vs		Score:
	vs		Score:
	vs		Score:
	vs		Score:
	vs		Score:
	vs		Score:

Both teams must enter names on this scoresheet before match begins.

If played entirely on one court, games are played in the order listed on this scoresheet.

If played on more than one court, HOME team captain will determine order of games.

Enter scores for each game and circle the winning singles players and doubles teams.

HOME team captain reports scores online at www.playNBL.com

League Regulations

- During the Registration months (January and July), team captains will contact the NBL to **register a team**. Each team captain will be given a ten-digit team ID number. Once a minimum of two teams in a district (same division) have requested a team ID number (*and each team has the minimum number of players*), NBL will notify team captains that **player registration** may begin. Only those teams that have completed the team registration **and** the player registration will be included in the league schedule, which will be published on the NBL web site at the beginning of each season (on the NBL Recreational League page, click on the **Railstation** icon to access league schedules). Additional players (beyond the minimum number required) may join a team at any time during the season, but must participate in at least two team matches in order to play in the Playoffs or NBL Championships.
- B, C and D level players may "play up" in higher level divisions; A, B and C level players may not "play down" in lower level divisions.
- Teams may have players from different States or Provinces.
- Players are limited to one division per season. For example, a Men's B player may play in another league during the same season, but he must "play up" in Men's A.
- A team that wins its district league qualifies for its respective State/Province Playoff. Winning teams from State/Province Playoffs qualify for Sectional Playoffs, and sectional winners qualify for the NBL Championships.
- All players must play in at least two regular season matches in order to participate in the State/Province Playoffs, Sectional Playoffs and NBL Championships for that particular season.
- If only one team qualifies for/enters a State/Province Playoff, that team will automatically qualify for the respective Sectional Playoff. If only one team qualifies for/enters a Sectional Playoff, that team will automatically qualify for the NBL Championships.
- When advancing to State/Province Playoffs and beyond, the winning team from a district league may add any two players from other teams in the same league, provided those players have participated in at least two team matches.
- Locations and dates for State/Province Playoffs, Sectional Playoffs and NBL Championships will be announced on the NBL Recreational Leagues page in April and late October.
- No national membership is required at the local league level. Effective Fall Season 2011, participants in leagues played in the United States must be members of USA Badminton at the State Playoff level and beyond.